

SPEC SHEET + MEASUREMENTS



Gildan® Heavy Cotton™ Tank Top. G5200

Product photo



- 5.3-ounce, 100% cotton
- 50/50 cotton/poly (Graphite Heather)
- Recycled, high-performing black tear-away label
- Banded neck and armholes

Please note: This product is transitioning from tear-away labels to recycled, high-performing black tear-away labels. Your order may contain a combination of both labels.

Sketches



front



back

SPEC SHEET + MEASUREMENTS



Gildan® Heavy Cotton™ Tank Top. G5200

PRODUCT MEASUREMENTS

	XS	S	M	L	XL	2XL	3XL
Chest	16	18	20	22	24	26	28
Body Length at Back	27	28	29	30	31	32	33

Chest: Measured across the chest one inch below armhole when laid flat.

Body Length at Back: Measured from high point shoulder to finished hem at back.

SIZE CHARTS

	XS	S	M	L	XL	2XL	3XL
Chest	30-32	34-36	38-40	42-44	46-48	20-52	54-56

HOW TO MEASURE



CHEST












Measure under the arm and around the fullest part of the chest with arms down, keeping tape horizontal.

SPEC SHEET + MEASUREMENTS



Gildan® Heavy Cotton™ Tank Top. G5200

COLORS

							
Black PMS 426C	Graphite Heather PMS 424C	Navy PMS 533C	Neon Green PMS 2285C	Purple PMS 2112C	Red PMS 199C	Royal PMS 7686C	Safety Pink PMS 1915C
							
Sapphire PMS 641C	Sport Grey PMS COOL GRAY 7C	White PMS WHITE C					