

# SPEC SHEET + MEASUREMENTS

PORT AUTHORITY.

## Port Authority® Rapid Dry™ Polo. K455

### Product photo



Soft and breathable, this baby pique polo has our exclusive Rapid Dry™ moisture-wicking technology. This unique knit has a soft inner layer which wicks moisture away from your skin to the shirt's surface where it quickly disperses and evaporates.

- 5.6-ounce, 60/40 cotton/poly
- Flat knit collar
- Double-needle stitching throughout
- 3-button placket
- Pearlized buttons
- Open hem sleeves
- Side vents

### CARE INSTRUCTIONS

Machine Wash Cold, Inside Out With Like Colors. Do Not Bleach. Tumble Dry Low. Warm Iron, If Necessary.

### Sketches



front



back

SPEC SHEET + MEASUREMENTS

PORT AUTHORITY

Port Authority® Rapid Dry™ Polo. K455

PRODUCT MEASUREMENTS

	XS	S	M	L	XL	2XL	3XL	4XL	5XL	6XL
Chest	18 3/4	20 1/4	21 3/4	23 1/4	24 3/4	26 1/4	28 1/4	30 1/4	32 1/4	34 1/4
Sleeve Length	19 3/4	20 1/2	21 1/4	22	22 3/4	23 1/2	24 1/4	25	25 1/2	25 1/2
Body Length at Back	28	29	30	31	32	33	33 1/2	34	34 1/2	35

- Chest:** Measured across the chest one inch below armhole when laid flat.
- Sleeve Length:** Start at center of neck and measure down shoulder, down sleeve to hem.
- Body Length at Back:** Measured from high point shoulder to finished hem at back.

SIZE CHARTS

	XS	S	M	L	XL	2XL	3XL	4XL	5XL	6XL	7XL	8XL	9XL	10XL
Chest	32-34	35-37	38-40	41-43	44-46	47-49	50-52	54-57	58-60	61-63	64-66	67-69	70-72	73-75

# SPEC SHEET + MEASUREMENTS

PORT AUTHORITY.

Port Authority® Rapid Dry™ Polo. K455









## HOW TO MEASURE



### CHEST

Measure under the arm and around the fullest part of the chest with arms down, keeping tape horizontal.

## COLORS

							
Boysenberry Pink PMS 689 C	Charcoal PMS 426C	Classic Navy PMS 433C	Dusty Purple PMS 668 C	Jet Black PMS BLACK C	Royal PMS 7687C	Seafoam PMS 5565 C	White